

VIVREAU®

Top Pro Cut Sheet

A refreshing eye-catcher for your premises. As a desktop or standing model, flexibly adaptable to the different requirements in the office or hospital.

Project: _____

Item#: _____

Quantity: _____



Standard features:

- Unlimited ambient water or chilled still, sparkling and semi-sparkling water
- Vivreau's ThermalGate™ feature protects against retrograde contamination from external sources
- Choice of touch or mechanical buttons to select water type
- Focus on sustainability R290: natural refrigerant and extremely low power consumption

Options & Accessories:

- Easy Access Panel
- HygienePlus solution
- 2 installation options – Countertop and Floorstanding
- Waste water container



Ideal for:

Hospitals, Senior Centers, Reception Areas, Meeting Rooms, Gyms and Fitness Zones, Educational Facilities

Average output capacity:

- 85 l/h



AMBIENT



CHILLED STILL



SEMI-SPARKLING



SPARKLING

Specifications	
Design	Countertop or floorstanding with optional base stand
Unit dimensions incl. drip tray (W X H X D)	11 x 20 ¾ x 19 ¼ inch (countertop) 11 x 56 x 19 ¼ inch (floorstanding with base cabinet)
Weight	88 lbs (countertop) 50 lbs (base cabinet)
Electrical	
Electrical Requirement	(1) 20amp electrical circuit GFCI recommended (NEMA 5-20R) 120V, 60Hz (8 amps)
Millwork (Drilling templates attached on page 2)	
CO2	
CO2 Tank (customer supplied)	If connecting to a bulk or existing CO2 system, a CO2 line terminating at a ¼" barbed shutoff valve must be available within 40" of the System installation site, 100psi minimum pressure. 20 lbs CO2 cylinder recommended to fit below the unit or inside of the base cabinet.
Plumbing	
Water connection	1 potable ½" cold water supply terminating in a ½" ball valve with a ½" female pipe thread
Waste water connection (optional)	Option 1 - Waste water pipe: trapped up stand to facilitate a ½" flexible pipe (customer supplied). Max. 6 ½" left or right of the system Option 2 - Waste water container: available for purchase
Drip tray	Part of the appliance, removable
Minimum water pressure	50 PSI
Minimum water flow	80 Gallons per hour
Cooling capacity	22.4 gal/h
NOTE: Any incoming water temperature above 60°F (15.5°C) will severely compromise the ability for the system to maintain a cold water supply.	

Consultant specification:

Water Dispensing System, countertop, mains-fed, touch or mechanical button, 4 water types -ambient, chilled still, medium sparkling, classic sparkling water, 22.5 gallons/hour flow, integrated cooler/carbonator, carbon block water filter, Aquastop anti-leak sensor, optional HygienePlus filter and standard ThermalGate retrograde protection, ETL and NSF certified, natural refrigerant R290, 500W max power consumption, 11" W x 20 ¾" H x 19 ¼" D, 13" dispensing height, optional floorstanding base cabinet available



All Vivreau products are Intertek and NSF Certified.

Top Pro Worktop Cutout

THIS DRAWING IS NOT TO SCALE

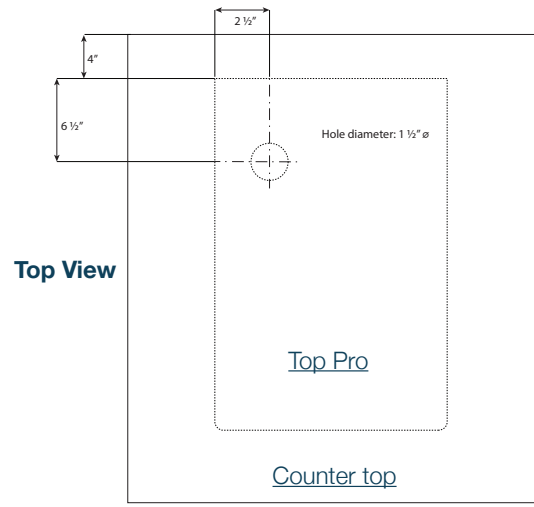


Figure 1: Installation Requirements

- 1 Water Connection
- 2 Electrical Connection
- 3 Waste Water Connection (optional)
- 4 CO2 (customer supplied)

Figure 2: Arrangement and Dimensions

- a. Vivreau Top Pro
- b. CO2 Tank
- c. CO2 Pressure Regulator
- d. Filter
- e. Optional Waste Water Container

Figure 3: System Dimensions

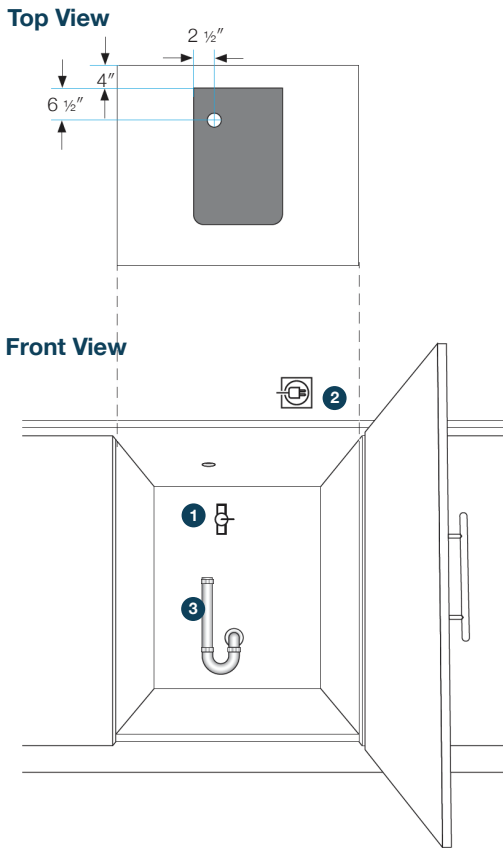


Figure 1

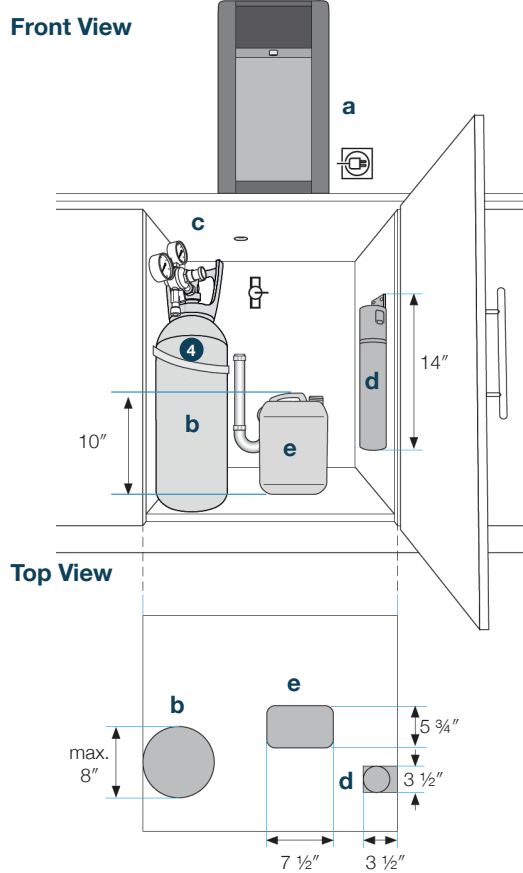


Figure 2




Figure 3