

EN

BOX & TAPS



blupura

ALWAYS COOLER

BOX & TAPS



Gas
R600



Gas
R290



BDC



Dry
Cooling



Ice
Bank



Stainless
Steel

OUR RANGE OF UNDERCOUNTER SOLUTIONS AND TAPS:
ENDLESS POSSIBILITIES OF COMBINATION

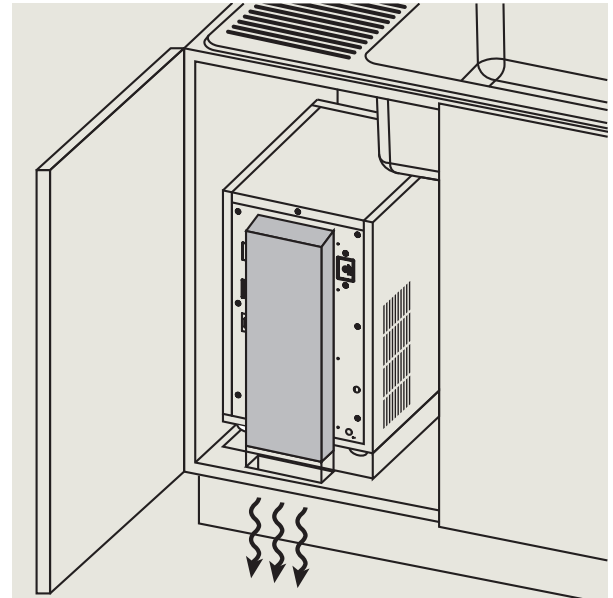
This is the most favored solution among designers because the cooler can be hidden under the counter or in other spaces, optimizing both the space and style of the surroundings, leaving only the dispensing point visible.

At home and in the office, in bars, restaurants, and... everywhere! Blupura BOX models can be connected with either taps or advanced dispensing heads, thus making them the perfect solution for those seeking high performance and advanced functionality in a compact solution, yet preferring to "hide" the core of the dispenser for space or style reasons.





It is there but not seen. Choosing a BOX solution not only offers space advantages but also the option to choose the most suitable tap for every context.



Blusoda BOX models include a conveyor for warm air expulsion through a single opening, enabling optimal heat dissipation and space optimization.



Choosing to connect a BOX undercounter cooler to the tap is the ideal solution when space is limited. The Blupura BOX & TAPS range is so extensive that it satisfies every need, both in terms of performance and style.



The choice of a BOX cooler can also be driven by water distribution needs in specific installations. In addition to being used individually, many Blupura taps can be connected in series to a single centralized unit and provide the water you need at different dispensing points, even on different floors of the same building.

EVERY POWER FOR EVERY NEED: ALL BLUPURA UNDERCOUNTER SOLUTIONS

Blupura BOX models feature different technologies and performance, and they are designed to offer continuous dispensing capacity for every type of water (still and sparkling, at room temperature, cold, and hot).

Impeccably built in stainless steel to operate "behind the scenes" Blupura BOX coolers discreetly and functionally fit inside any kitchen cabinet, in the furnishings of office break areas, in hotel technical rooms, on bar counters, in restaurants, and in canteens. The Fizz undercounter versions are equipped with the best stainless steel professional carbonators. In models with high cooling capacities, the recirculation pump can be used to optimize multiple installations even at a distance.



PICCOLA BOX 15



BLUSODA BOX 30



BLUSODA BOX 45



BOX 60



BOX 80



BOX 100



BOX 150



BOX 280



Fizz



Ambient



Cold



Hot













Weight



Dimensions

	Lt./h	Fizz	Ambient	Cold	Hot	Weight (kg)	Dimensions (mm) W x D x H
Piccola Box 15	15		•	•		15	240 x 400 x 419
Piccola Box 15 Fizz	15	•	•	•		17,7	240 x 400 x 419
BluSoda Box 30	30		•	•		22	260 x 416 x 416
BluSoda Box 30 Fizz	30	•	•	•		25	260 x 416 x 416
BluSoda Box Hot 30	30		•	•	•	24	260 x 416 x 416
BluSoda Box Hot 30 Fizz	30	•			•	26	260 x 416 x 416
BluSoda Box Super Hot 30	30		•	•	•	24	260 x 416 x 416
BluSoda Box Super Hot 30 Fizz	30	•			•	26	260 x 416 x 416
BluSoda Box 45	45		•	•		28	318 x 440 x 468
BluSoda Box 45 Fizz	45	•	•	•		31	318 x 440 x 468
BluSoda Box Hot 45	45		•	•	•	29	318 x 440 x 468
BluSoda Box Hot 45 Fizz	45	•			•	32	318 x 440 x 468
Box 60	60		•	•		20	318 x 335 x 467
Box 60 Fizz	60	•	•	•		22	318 x 335 x 467
Box Hot 60	60		•	•	•	22	318 x 335 x 467
Box Hot 60 Fizz	60	•			•	24	318 x 335 x 467
Box 80	80		•	•		25	320 x 472 x 564
Box 80 Fizz	80	•	•	•		29	320 x 472 x 564
Box 80 Plus Fizz	80	•	•	•		29	320 x 472 x 564
Box 100	100		•	•		40	340 x 513 x 517
Box 100 Fizz	100	•	•	•		42	340 x 513 x 517
Box 150	150		•	•		30	474 x 506 x 608
Box 150 Fizz	150	•	•	•		33	474 x 506 x 608
InstaFizz	200	•				10	166 x 439 x 417
Box 280	280		•	•		78	579 x 791 x 812
Box 280 Fizz	280	•		•		83	579 x 791 x 812

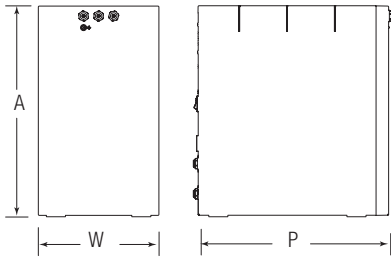
OPTIONAL EXTRAS

In-line filters		Filter + Head		Water pressure reducer
		UVC Led In		CO ₂ pressure reducer with 2 pressure gauges (only for Fizz models)
Pump		Recirculation pump (comes as standard on the 280 Lt/h. versions and on the BOX 80 Plus Fizz), optional on the BOX 80Lt/h. and 150Lt/h.		Incremental digital litre-counter 6000R
	Other		Bluprotection	
		Water Block (essential for proper installation)		Mechanical litre-counter

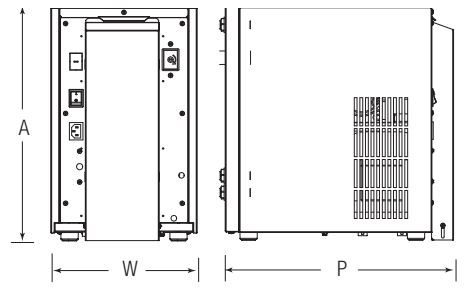
TECHNICAL PROFILE	Piccola Box 15 Fizz	BluSoda Box 30 Fizz	BluSoda Box Hot 30 Fizz	BluSoda Box SUPER Hot 30 Fizz	BluSoda Box 45 Fizz	BluSoda Box Hot 45 Fizz	Box 60 Fizz	Box Hot 60 Fizz	Box 80 Fizz	Box 80 Plus Fizz	Box 100 Fizz	Box 150 Fizz	Box 280 Fizz
Cooling capacity (Lt/h.)	15	30	30 - 8	30 - 8	45	45 - 8	60	60 - 8	80	80	100	150	280
Temperature of cold water*	5°-12° C												
Ice Bank capacity (Lt)	-	-	-	-	-	-	7	7	14	14	-	18	90
Ice Bank (Kg)	-	-	-	-	-	-	3	3	5	5	-	8	35
Cooling technology	BDC	Dry Cooling				Ice Bank Single coil			Ice Bank Double coil	Dry Cooling	Ice Bank Double coil		
Cold water coil	Stainless steel AISI 316												
Max. hot water temperature	-	-	95°C	96°C +/-2%	-	95°C	-	95°C	-	-	-	-	-
Hot water tank	-	-	1 lt.	1 lt.	-	1 lt.	-	1 lt.	-	-	-	-	-
Cooling	Forced ventilation												
Adjustable thermostat	Yes												
Refrigerant gas	HC R600a	HC R290											
Professional carbonation pump	Membrane								Rotary				
Power supply	230 V - 50 Hz												
Power consumption	170 W	210 W	1200 W	1200 W	275 W	1285 W	300 W	1210 W	505 W	505 W	600 W	875 W	1265 W
Max. absorption	1 A	0,9 A	5,2 A	5,2 A	1,2 A	5,6 A	1,3 A	5,25 A	2,2 A	2,2 A	4 A	3,8 A	5,5 A
Ambient cooling temperature	Min 16°C - Max 32°C												
Materials	Parts made of robust stainless steel and ABS plastic	Parts made of robust stainless steel										Parts made of robust stainless steel and galvanised skinplate	

*estimated at an ambient temperature of 25°C and an incoming water temperature of 20°

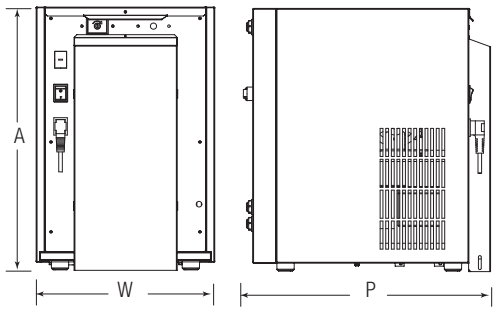
Piccola Box 15



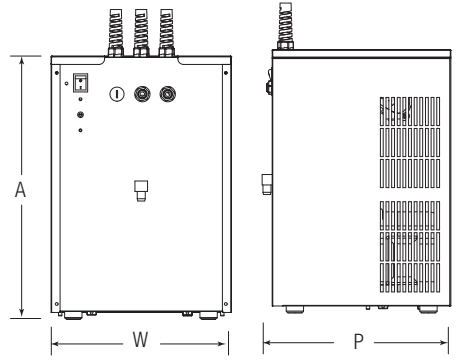
Blusoda Box 30 - Blusoda Box Hot 30 - Blusoda Box Super Hot 30



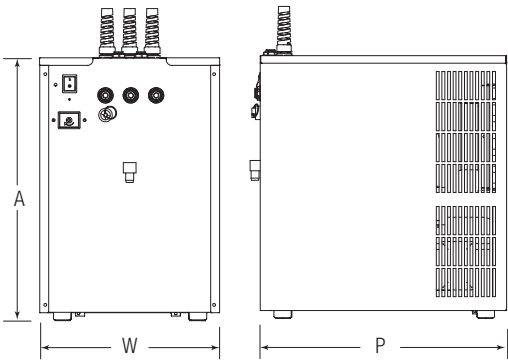
Blusoda Box 45 - Blusoda Box Hot 45



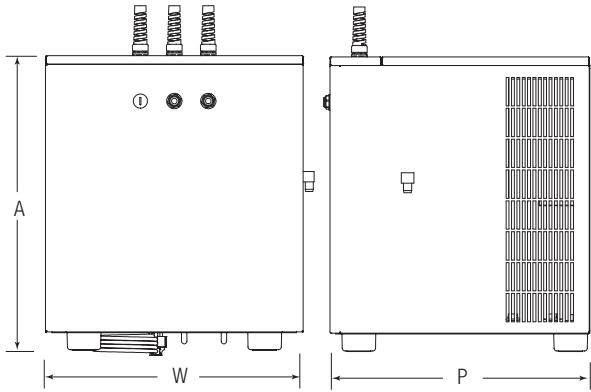
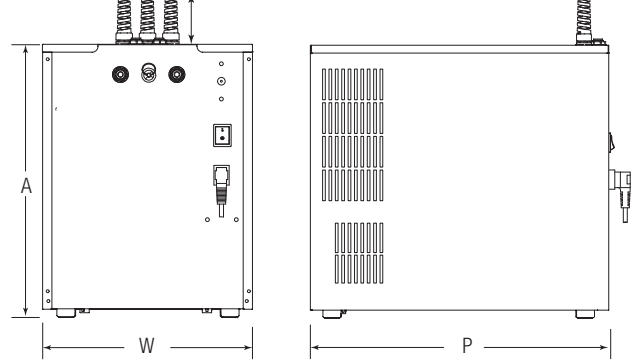
Box 60 - Box Hot 60



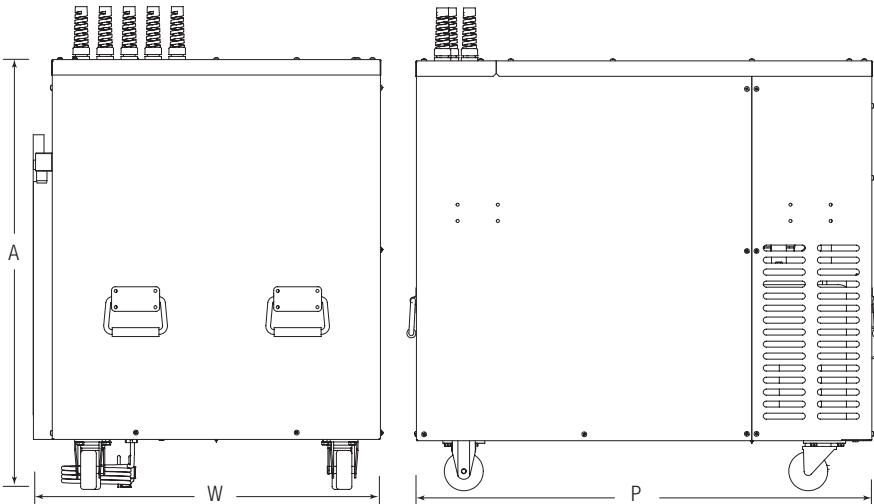
Box 80



Box 100



Box 150



Box 280

WHICH TAP TO CHOOSE?

Choosing an original Blupura dispensing head guarantees unique construction quality and design in every usage context, long-term reliability, and advanced technology rich in features. Naturally, there are solutions for those who prefer mechanical taps.



bluseven



Touch
Screen



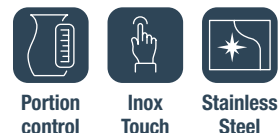
Stainless
Steel

MODERN DESIGN
AND HIGH TECHNOLOGY,
WITH 7 DIFFERENT
DISPENSING OPTIONS.

Design, unrivalled build quality, high performance and high technology, perfect for integrating with other units in the kitchen, BluSeven is a 7-way dispenser. 5 are dedicated to filtered water: room temperature, cold still, cold slightly sparkling, cold sparkling, hot (with safety control); 2 are for non-filtered water - hot and cold.



BLU Tower



THE PERFECT COMBINATION
OF STYLE AND PERFORMANCE.

A professional tap for those who love
design but have limited space available.

Complete with portion control and made entirely from stainless steel (including the buttons), it can be combined with any type of undercounter model. It dispenses two types of water: cold still and sparkling, or cold water and room-temperature water.



bluglass Tower



THIS IS THE TAP FOR THOSE WHO WANT BEAUTY AND UNBEATABLE PERFORMANCE IN THE SMALLEST POSSIBLE SPACE.

Tempered glass, high-quality stainless steel, and the unmistakable elegance of the Bluglass line...all in one tap!

Two models, tailored for different purposes, stand out for their design and win over with their performance. The Bluglass Tower, featuring two dispensing points, is the ideal solution for the hospitality industry, while the Bluglass Tower One is perfect for office settings.

The standard drip tray is ready for drainage connection without the need for additional holes.



FONTEMAGNA BRIDGE



Portion control



Energy Saving



Touch Screen



Inox Touch



Stainless Steel



Aluminium

THE FIRST BLUPURA'S DISPENSING HEAD COMBINES PRACTICALITY AND EFFICIENCY. IT CAN BE COMBINED WITH ALL UNDERCOUNTER MODELS.

The ideal choice for the hospitality world.

Connected to the undercounter box, which can also be installed up to a maximum distance of 6 metres, it offers the same features as a large floorstanding cooler. The drip tray comes as standard.



WALL



A UNIQUE AND INNOVATIVE DESIGN FOR THE WALL-MOUNTED DISPENSER, CONNECTABLE INDIVIDUALLY OR IN SERIES.

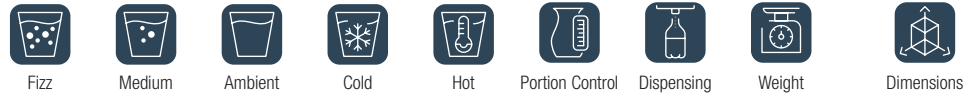
Maximum elegance and functionality for offices, residences, high-end apartments, and condominiums. Made of stainless steel and anodized aluminum.

Perfect for schools, hospitals, and any situation where floorstanding coolers cannot be installed due to safety or hygiene reasons. Available with 1 or 2 stainless steel dispensing buttons or in the "touch-free" version.



MECHANICAL TAPS

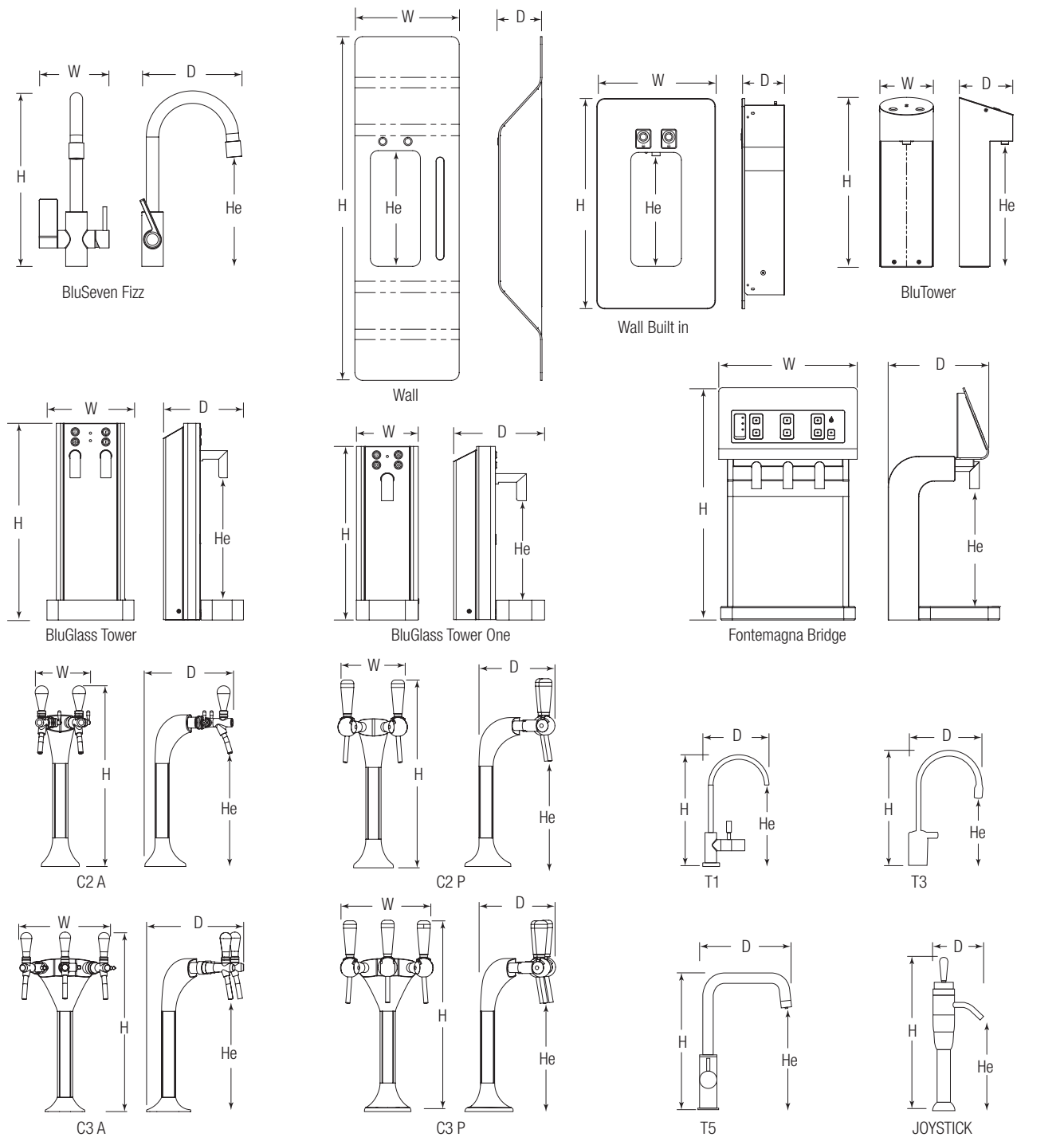
No problem for those who prefer more traditional taps: all mechanical models can be connected to any BOX, and it is Blupura technology that ensures maximum functionality.



	Fizz	Medium	Ambient	Cold	Hot	Portion Control	Dispensing area	Weight	Dimensions
							He (mm)	(kg)	W x D x H (mm)
BluSeven Fizz	•	•	•	•			284	5.9	180 x 306 x 455
BluSeven Hot Fizz							284	5.9	180 x 306 x 455
WALL 1 pulsante				•			290	7	273 x 114 x 900
WALL 2 pulsanti	•			•			290	7	273 x 114 x 900
WALL Touch Free				•			290	7	273 x 114 x 900
WALL BUILT IN 1 push button				•			285	7	306 x 110 x 545
WALL BUILT IN 2 push buttons	•			•			285	7	306 x 110 x 545
BLU TOWER 2 push buttons	•			•		Optional	322	8	140 x 140 x 444
BLU TOWER 3 push buttons	•		•	•		Optional	322	8	140 x 140 x 444
BLU TOWER MIX	•	•		•			322	8	140 x 140 x 444
BLU TOWER HOT Fizz	•			•	•		322	8	140 x 140 x 444
BLU TOWER BLACK 2 push buttons	•			•		Optional	322	8	140 x 140 x 444
BLU TOWER BLACK 3 push buttons	•		•	•		Optional	322	8	140 x 140 x 444
BLU TOWER BLACK MIX	•	•		•			322	8	140 x 140 x 444
BLU TOWER BLACK HOT			•	•	•		322	8	140 x 140 x 444
BLU TOWER BLACK HOT Fizz	•			•	•		322	8	140 x 140 x 444
BLUGLASS Tower ONE Touch Free	•			•			260	6	142 x 209 x 455
BLUGLASS Tower ONE 2W	•			•		Optional	260	6	142 x 209 x 455
BLUGLASS Tower ONE 3W	•		•	•		Optional	260	6	142 x 209 x 455
BLUGLASS Tower ONE Hot	•			•	•		260	6	142 x 209 x 455
BLUGLASS Tower ONE Super Hot *	•			•	•		260	6	142 x 209 x 455
BLUGLASS Tower Touch Free	•			•		•	319	8	227 x 209 x 514
BLUGLASS Tower 2W	•			•		Optional	319	8	227 x 209 x 514
BLUGLASS Tower 3W	•		•	•		Optional	319	8	227 x 209 x 514
BLUGLASS Tower Hot	•			•	•		319	8	227 x 209 x 514
BLUGLASS Tower Super Hot *	•			•	•		319	8	227 x 209 x 514
Fontemagna Bridge	•		•	•		•	306	15	360 x 290 x 605
Fontemagna Bridge I.T.	•		•	•		•	306	15	360 x 290 x 605
C2 A							284	5.9	180 x 306 x 455
C2 P							284	5.9	180 x 306 x 455
C3 A							290	7	273 x 114 x 900
C3 P							290	7	273 x 114 x 900
T1							290	7	273 x 114 x 900
T3							285	7	306 x 110 x 545
T5							285	7	306 x 110 x 545
JOYSTICK							322	8	140 x 140 x 444

*It can be combined only with Box Super Hot

TECHNICA PROFILE	Bluseven	Wall	Blutower 3 P Blutower Mix Blutower Hot Blutower Black 3P Blutower Black Mix Blutower Black Hot	Blutower 2 P Blutower Black 2P	Bluglass Tower Bluglass Tower One	Fontemagna Bridge
Power supply	230 V - 50 Hz	230 V - 50 Hz	230 V - 50 Hz	230 V - 50 Hz	230 V - 50 Hz	230 V - 50 Hz
Power consumption	29 W	18,4 W	35 W	27 W	30 W	50 W
Max. absorption	0,19 A	0,08 A	0,15 A	0,18 A	0,19 A	0,20 A
Materials	Stainless steel AISI 304	Robust stainless steel and aluminum parts	Robust stainless steel	Robust stainless steel	Robust stainless steel and tempered glass	Robust stainless steel and aluminum parts





blupura

ALWAYS COOLER

Blupura S.r.l. - Via Volponi, 11 - 62019 Recanati (Mc) - Italy
Tel. +39 071 971 0080 - info@blupura.com

Blupura Usa - 1200 Brickell Ave, Suite 1950 - Miami (FL) 33131 - USA - Tel. +1 305 777 3591 - blupurausa@blupura.com
www.blupura.com

